

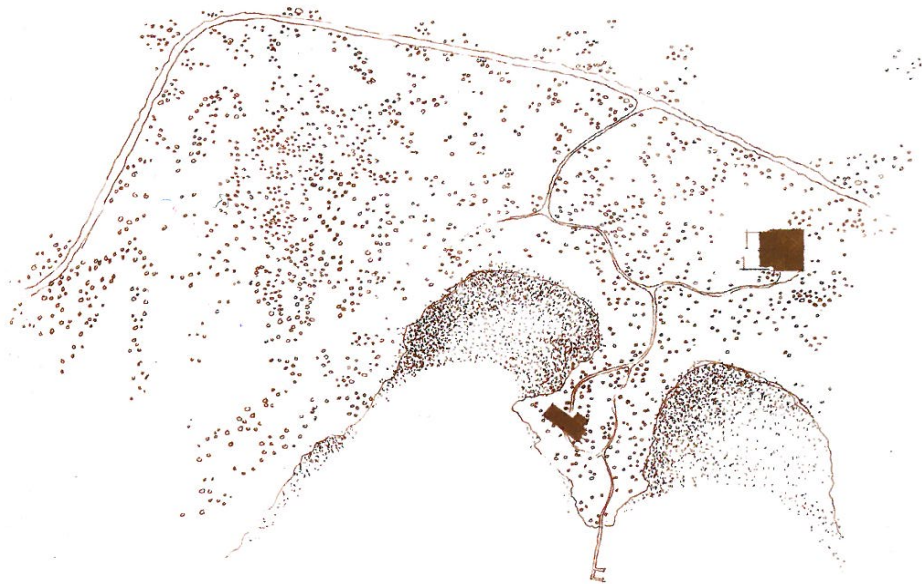


STONE QUARRY BAY POINT HOUSE

On Montana's Flathead Lake, Stone Quarry Bay and Point House represent the commitment of environmentalists to the rich aesthetic and ecology of a wild landscape. The pavilion is inserted into a stone ridge line, extending into a cattail marsh. Site grades submerge the building and paths in restored rock formations and the Ponderosa Pine forest. The stone work is deeply rooted in the land as grass-grown graveled roads and trails slip quietly into the land. Native plants selectively add to the natural elegant and minimalist character of the site. The design intentionally subordinates the human touch to that of nature, posing the question "To which extent is this art and to which restoration?"

01 Site plan 02 Entry walk through pine forest 03 Point House and private deck in evening 04 Site view from forest hillside



REGION		AMERICAS
COUNTRY		USA
CITY		Polson, MT
TPOLOGY		Private garden (5,828 m²)
COMPLETION		2001
CLIENT		Lysbeth and Brent Anderson
OTHER CREATIVES		Bolin Cywinski Jackson Architects, Martel Construction
LANDSCAPING		Barbara Swift / Swift Company LLC